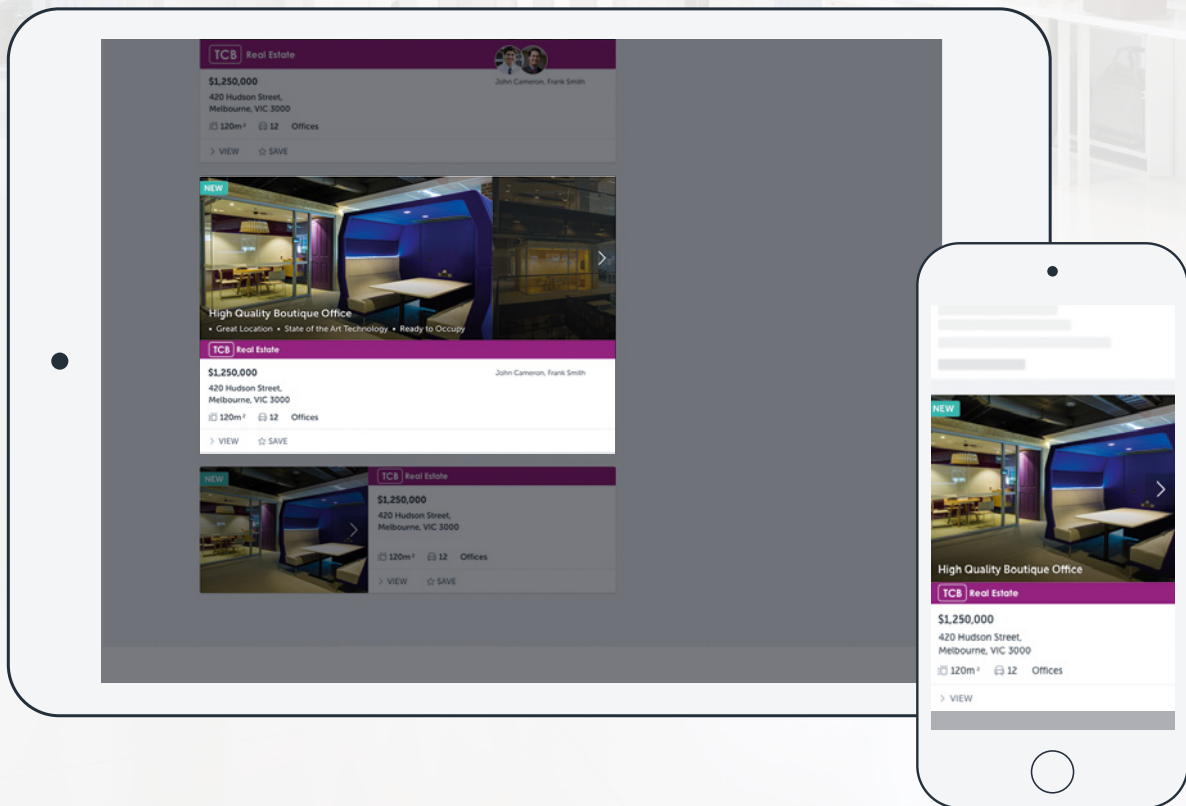


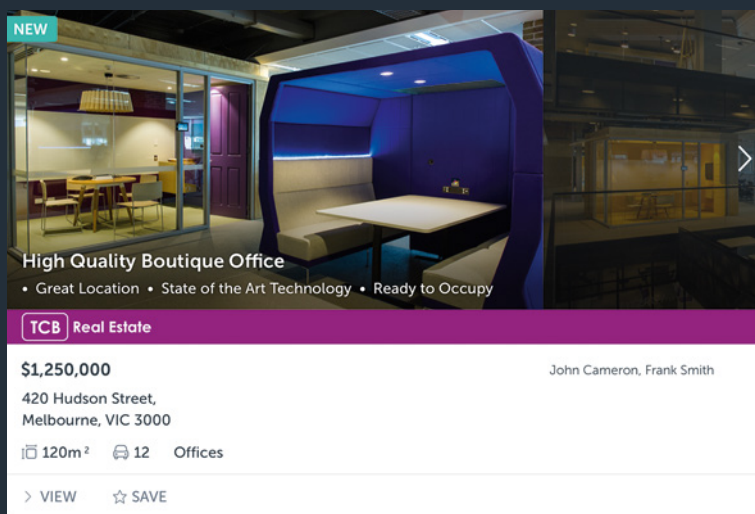
Attract more views on your property with Elite

Australians are online and use their mobile and tablet devices more than desktop each month.¹ An Elite ad on realcommercial.com.au will put your property listing where buyers are looking, online, on mobile and on app.









We'll make your property the centre of attention

Make the biggest impression on realcommercial.com.au, Australia's No.1 commercial property site with over 2 million visits each month². Our commercial property apps across iOS and Android have had over 330 thousand downloads.³



Invest in an Elite listing and your property will be in a premium location. Listings placed with Elite receive 1.9x more property detail page views and around 3.4x more enquiries than Basic listings.⁴

- Appears above all Enhanced and Basic listings
- Larger than Enhanced and Basic listings
- Rotates to the top of other Elite listings every 14 days to keep your listing top of mind
- Photo carousel in search result to help boost engagement
- Gives your Tenanted For Sale properties added exposure within the Invest section⁵
- Flexibility of a 90, 180 or 365-day campaign

	ELITE
Number of enquiries ⁴	 41% less enquiries than Elite PLUS
Priority in search results (State/Region/Suburb)	
Rotation frequency (listing moves back to the top position)	
Listing size	
Listing appears on myFun.com and REA Global Property Network (For Sale only)	
Extra location	Available at \$800 excl GST
Example price (excl GST) ⁶	\$3,600
 Agent recommendation and price	

Speak to your Agent to find out more.



1. Nielsen Digital Ratings, April 2017. 2. Nielsen Online Market Intelligence and Omniture SiteCatalyst, Total Traffic, January – May 2017. Nielsen does not report on App traffic so Omniture App visits (which uses a different methodology) have been used to approximate total visits. 3. Total app downloads sourced from Google Play and Apple iTunes, as at 3 July 2017. 4. Data sourced from REA data warehouse and is based on the period 1 February – 31 May 2017. 5. Tenanted For Sale listings appear in Invest provided that additional data is included via Agent Admin. 6. All prices exclude GST. Prices are based on for sale listing (VIC, CBD, 90 day duration). RCA/4600/70717/E/WEB/NAT